




Hey Blinds

www.heyblinds.ca

Hey! Measuring Your Windows is Easy

Use this quick measuring guide for perfect fitting blinds.

WHAT YOU'LL NEED:

Steel Tape Measure	Pencil
	
Guide	Step-ladder
	

BEFORE YOU BEGIN:

Decide how you want your blinds to hang. Will they be mounted inside or outside of the window frame?

Most customers prefer to mount their blinds inside the window frame. It gives a neater, more tailored look, without covering any details of the window or the surrounding decorative moulding.

Remember, window openings are rarely perfectly straight, that's why its always important to measure in three places for the width and height.



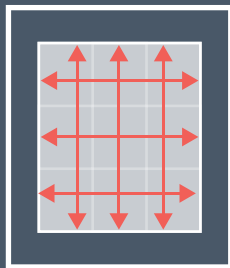
(888) 412-3439



help@HeyBlinds.ca

Measuring for an Inside Mount

The blind fits neatly within the window frame allowing the window to be the focal point.



Measure the inside width of the window in three places: the top, middle, and bottom

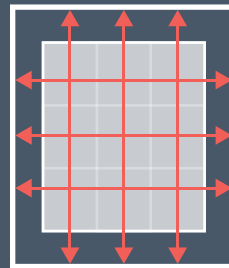
Highlight the smallest width measurement and round it down $\frac{1}{8}$ inch - this is the width measurement you will use when ordering your blinds

Measure the inside height of the window in three places: the left, middle and right

Highlight the largest height measurement and round it up $\frac{1}{8}$ inch - this is the height measurement you will use when ordering your blinds

Measuring for an Outside Mount

The blind covers the entire window and frame allowing the blind to be the focal point.



Measure the width of the window frame in three places: the top, middle, and bottom

Highlight the longest width measurement and add 3 - 4 inches for maximum coverage. This is the width measurement you will use when ordering your blinds.

Measure the height of the window frame in three places: the left, middle and right


Highlight the tallest height measurement and add 2 - 3 inches above the window for the mount and any additional length to the bottom depending on how far you want the blind to hang. Your final height measurement will be the measurement you use to order your blinds.

Tape Measure



Make sure it's steel

Choose Your Mount Type



Measure: Round each measurement to the nearest 1/8"



Measure width



Measure height

Measurements for Ordering

Inside Mount: smallest W, largest H
 Outside mount: largest W, largest H;
 remember to add a few inches
 (outside only)

Window Information		Mount Type		Width			Height			Final Measurements	
Room Name	Qty	<input type="checkbox"/> Inside	<input type="checkbox"/> Outside	1	2	3	1	2	3	W	H
1											
2											
3											
4											
5											
6											
7											
8											